



## ROMANTIC RHINE (SOUTHBOUND)

8 DAYS | 4 COUNTRIES 📍 Amsterdam to Basel

### Package Include:

- Spacious Stateroom
- Breakfast, lunch, and dinner on board daily
- Sightseeing with Certified Local Guides
- Happy Hour every evening
- Shore Excursion
- Cruise Fare, Port Charge, Gratuity



Excluded : Air Ticket, Visa, Transfer round trip



- Day 1 **Amsterdam (Embarkation)**: Onboard welcome reception  
 Day 2 **Amsterdam**: Choice of canal cruise or off-the-beaten-path walking tour  
 Day 3 **Cologne**: Choice of Cologne highlights walking tour, Jewish Heritage walking tour or biking with your Adventure Host  
 Day 4 **Rhine Gorge-Rüdesheim**: Cruise through the scenic Rhine Gorge with breathtaking views of ancient castles, towering cliffs, and the legendary Rock of the Lorelei; visit Siegfried's Mechanical Musical Instrument Museum in Rüdesheim or hike in the vineyards with your Adventure Host  
 Day 5 **Mainz. Excursion to Heidelberg**: Choice of guided walk in Mainz with a visit to the Gutenberg Museum, guided tour of Heidelberg Castle with the Great Vat, or walk the Philosophers' Way with your Adventure Host  
 Day 6 **Strasbourg**: Choice of guided sightseeing with visit to La Petite France district and the Gothic cathedral or biking with your Adventure Host  
 Day 7 **Breisach**: Choice of excursion to Black Forest or Freiburg sightseeing  
 Day 8 **Basel (Disembarkation)**: Your cruise ends this morning

เดินทาง: 28 Jul / 04, 08, 11 Aug 2026

Deluxe Stateroom: @USD4,576 เหลือเพียง @USD 2,896

Panorama Stateroom: @USD6,375 เหลือเพียง @USD 3,975



# AVALON EUROPEAN **SUITE SHIPS**<sup>SM</sup>

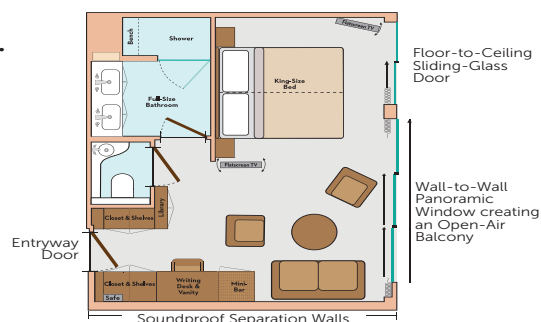
## ROYAL SUITES, PANORAMA SUITES<sup>SM</sup> & DELUXE STATEROOMS

### STATEROOM AMENITIES

- Comfort Collection Beds<sup>SM</sup>, featuring premium memory foam mattress toppers with special construction for increased airflow and ventilation and a choice of four firmness selections – from extra firm to pillow-top soft
- Egyptian super-combed cotton linens, blankets, & European-style duvets
- Soft & firm pillows
- Choice of bed configuration – two twins or one queen or (Royal Suite only) one king
- Nightly turn-down service
- Bathrobes & slippers
- Bedside tables with reading lamps
- Large private bathroom featuring full shower with glass door, hairdryer and premium L'Occitane® bath products
- Spacious 3-door closets with shelves for ample storage
- Easy under-bed luggage storage
- Flatscreen satellite TV with movie channel and built-in alarm clock
- Writing desk/vanity with mirror & comfortable chair
- Complimentary Wi-Fi access
- Direct-dial telephone
- Well-stocked minibar
- USB Ports
- In-room safe
- Individual climate control
- Continental breakfast, lunch, dinner, and beverage room service available
- 11' Wall-to-Wall Panoramic Window—50% wider than industry standard (Panorama and Royal Suites only)
- Wall-to-Wall Panoramic Window opens to create a large Open-Air Balcony<sup>SM</sup> (Panorama and Royal Suites only)

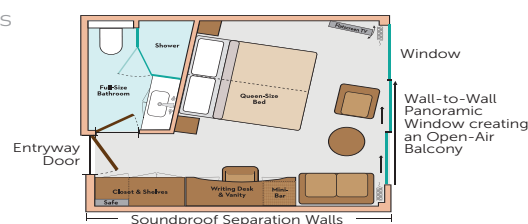
### ROYAL SUITES

**300 SQ. FT.**  
ROYAL DECK



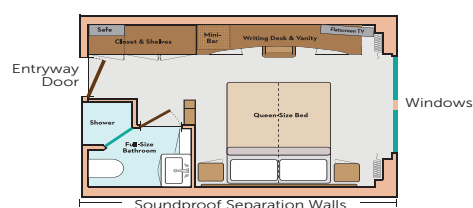
### PANORAMA SUITES<sup>SM</sup>

**200 SQ. FT.**  
ROYAL & SAPPHIRE DECKS  
Category B, A, P



### DELUXE STATEROOMS

**172 SQ. FT.**  
INDIGO DECK  
Category D & E



## SUITES & STATEROOMS.

From spacious to cozy, you'll find the perfect space to dream. A Royal Suite or Deluxe Stateroom offers an alternative floor plan, yet with all the standard amenities of a Panorama Suite. Our Royal Suite creates 300 square feet of phenomenal, including our award-winning Open-Air Balcony. At 172 square feet, our Deluxe Staterooms are still 20% larger than the industry standard.

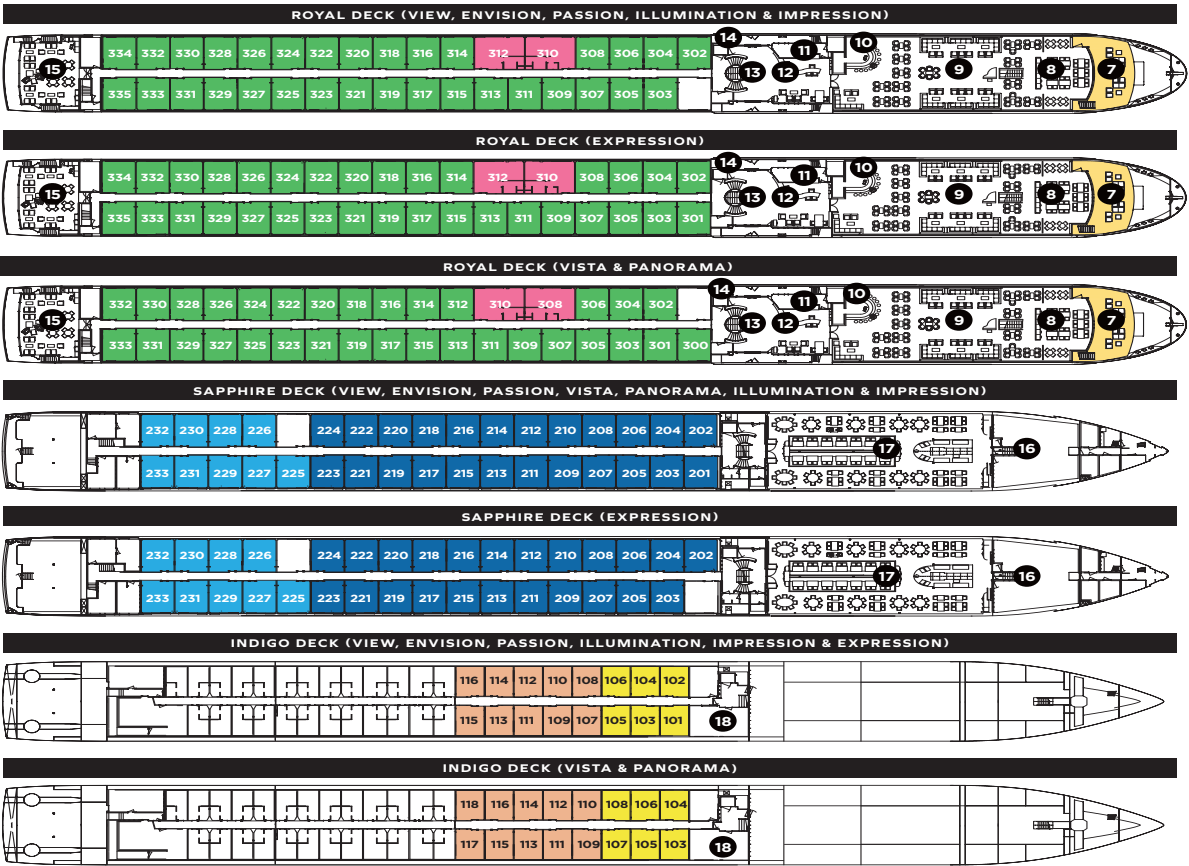




# AVALON EUROPEAN SUITE SHIPS<sup>SM</sup>

**AVALON VIEW® (2022), AVALON ENVISION® (2019), AVALON PASSION® (2016),  
AVALON ILLUMINATION® (2014), AVALON IMPRESSION<sup>SM</sup> (2014),  
AVALON EXPRESSION® (2013), AVALON VISTA<sup>SM</sup> (2012), AVALON PANORAMA<sup>SM</sup> (2011)**

Passengers: 166 | Crew Members: 47 | Length: 443 ft. | Decks: 4  
Royal Suites: 2 (300 sq. ft.) | Panorama Suites<sup>SM</sup>: 65 (200 sq. ft.) | Deluxe Staterooms: 16 (172 sq. ft.)



## DECK PLAN

- |                      |                     |                         |
|----------------------|---------------------|-------------------------|
| 7 Observation Lounge | 10 Bar              | 15 Club Lounge          |
| 8 Panorama Bistro    | 11 Guest Services   | 16 Galley               |
| 9 Panorama Lounge    | 12 Adventure Center | 17 Panorama Dining Room |
|                      | 13 Lobby            | 18 Fitness Center       |
|                      | 14 Elevator         |                         |

## CATEGORIES

- |             |                                         |
|-------------|-----------------------------------------|
| ROYAL SUITE | Royal Deck   Royal Suites               |
| CAT. P      | Royal Deck   Panorama Suites            |
| CAT. A      | Sapphire Deck Forward   Panorama Suites |
| CAT. B      | Sapphire Deck Aft   Panorama Suites     |
| CAT. D      | Indigo Deck Aft   Deluxe Staterooms     |
| CAT. E      | Indigo Deck Forward   Deluxe Staterooms |