




# Work and Travel

เพราะโลกมันกว้าง คนนำทางจึงสำคัญ



## CHRISTMASTIME ON THE DANUBE (EASTBOUND)

7 DAYS | 2 COUNTRIES Nuremberg to Vienna

### Package Include:

- Panorama Suite Cabin
- Breakfast, lunch, and dinner on board daily
- Sightseeing with Certified Local Guides
- Happy Hour every evening
- Shore Excursion
- Transfer round trip
- Cruise Fare, Port Charge, Gratuity



Excluded : Air Ticket, Visa

### Cruise at-a-Glance DECEMBER DEPARTURES

Day 1 **Nuremberg (Embarkation)**: Onboard welcome reception

Day 2 **Nuremberg**: Choice of guided tour or Nuremberg Rally Grounds tour; Christmas market

Day 3 **Regensburg**: Guided tour; Christmas markets; onboard Christmas Traditions lecture

Day 4 **Passau**: Guided tour; Christmas market

Day 5 **Melk-Wachau Valley-Vienna**: Guided visit to the Benedictine Abbey; scenic cruising through the Wachau Valley; onboard Austrian cookies tasting; free time in Vienna

Day 6 **Vienna**: City sightseeing; Christmas market

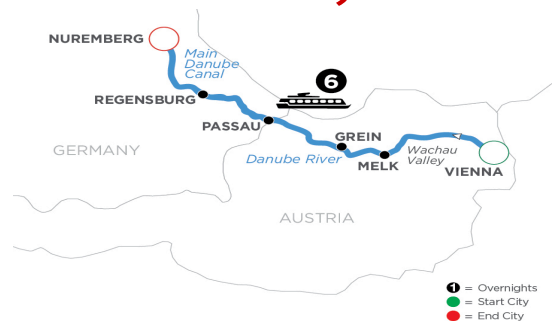
Day 7 **Vienna (Disembarkation)**: Your cruise ends this morning

**Avalon Impression : WVN 7 Day Vienna to Nuremberg 16-22 Dec 2025**

**Avalon Expression : WNV 7 Day Nuremberg to Vienna 17-23 Dec 2025**

## SHOCKED PRICE

จาก ~~142,000.-~~  
เหลือเพียง **81,000.-**



บริษัท เวิร์ค แอนด์ ทราเวล จำกัด

เลขที่ 2/47-48 หมู่บ้านกลางเมือง เดอะปารีส พระราม 9 - रामคำแหง

ซอยกรุงเทพกรีธา 7 ถนนกรุงเทพกรีธา แขวงห้วยหมาก เขตบางกะปิ กรุงเทพฯ 10240

ใบอนุญาตประกอบธุรกิจนำเที่ยว เลขที่ 11/07738



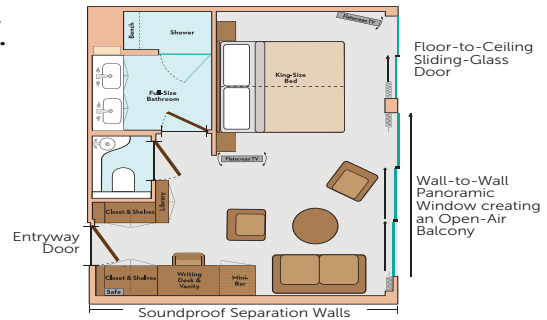
## AVALON EUROPEAN SUITE SHIPS<sup>SM</sup> ROYAL SUITES, PANORAMA SUITES<sup>SM</sup> & DELUXE STATEROOMS

### STATEROOM AMENITIES

- Comfort Collection Beds<sup>SM</sup>, featuring premium memory foam mattress toppers with special construction for increased airflow and ventilation and a choice of four firmness selections – from extra firm to pillow-top soft
- Egyptian super-combed cotton linens, blankets, & European-style duvets
- Soft & firm pillows
- Choice of bed configuration – two twins or one queen or (Royal Suite only) one king
- Nightly turn-down service
- Bathrobes & slippers
- Bedside tables with reading lamps
- Large private bathroom featuring full shower with glass door, hairdryer and premium L'Occitane<sup>®</sup> bath products
- Spacious 3-door closets with shelves for ample storage
- Easy under-bed luggage storage
- Flatscreen satellite TV with movie channel and built-in alarm clock
- Writing desk/vanity with mirror & comfortable chair
- Complimentary Wi-Fi access
- Direct-dial telephone
- Well-stocked minibar
- USB Ports
- In-room safe
- Individual climate control
- Continental breakfast, lunch, dinner, and beverage room service available
- 11' Wall-to-Wall Panoramic Window—50% wider than industry standard (Panorama and Royal Suites only)
- Wall-to-Wall Panoramic Window opens to create a large Open-Air Balcony<sup>SM</sup> (Panorama and Royal Suites only)

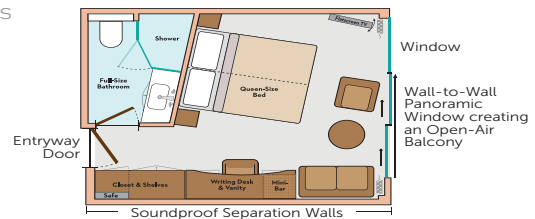
### ROYAL SUITES

300 SQ. FT.  
ROYAL DECK



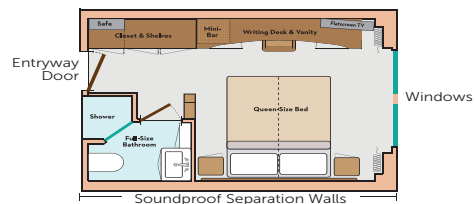
### PANORAMA SUITES<sup>SM</sup>

200 SQ. FT.  
ROYAL & SAPPHIRE DECKS  
Category B, A, P



### DELUXE STATEROOMS

172 SQ. FT.  
INDIGO DECK  
Category D & E







## SUITES & STATEROOMS.

From spacious to cozy, you'll find the perfect space to dream. A Royal Suite or Deluxe Stateroom offers an alternative floor plan, yet with all the standard amenities of a Panorama Suite. Our Royal Suite creates 300 square feet of phenomenal, including our award-winning Open-Air Balcony. At 172 square feet, our Deluxe Staterooms are still 20% larger than the industry standard.



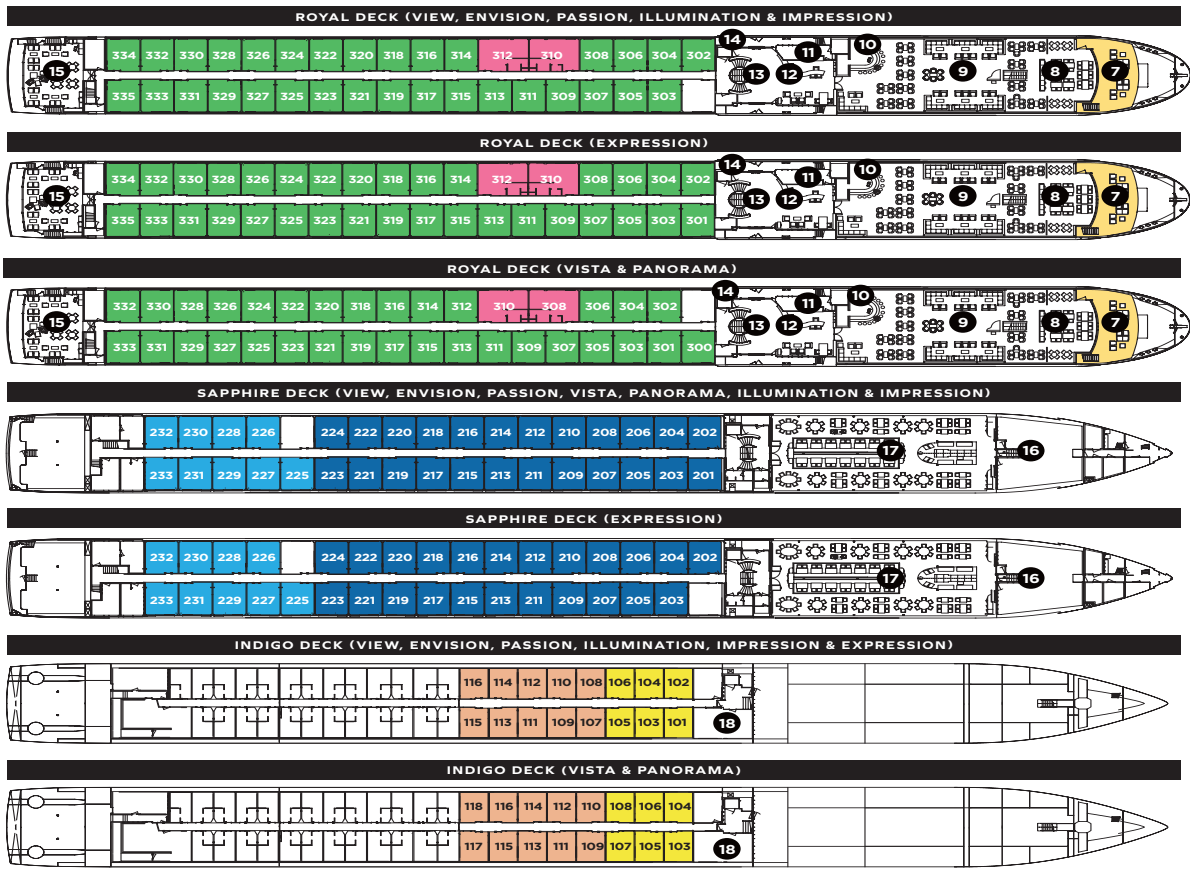
LEARN MORE, VISIT [AVALONWATERWAYS.ASIA](http://AVALONWATERWAYS.ASIA) OR CONTACT YOUR TRAVEL ADVISOR | 59



## AVALON EUROPEAN SUITE SHIPS<sup>SM</sup>

AVALON VIEW® (2022), AVALON ENVISION® (2019), AVALON PASSION® (2016),  
AVALON ILLUMINATION® (2014), AVALON IMPRESSION<sup>SM</sup> (2014),  
AVALON EXPRESSION® (2013), AVALON VISTA<sup>SM</sup> (2012), AVALON PANORAMA<sup>SM</sup> (2011)

Passengers: 166 | Crew Members: 47 | Length: 443 ft. | Decks: 4  
Royal Suites: 2 (300 sq. ft.) | Panorama Suites<sup>SM</sup>: 65 (200 sq. ft.) | Deluxe Staterooms: 16 (172 sq. ft.)



### DECK PLAN

- |                      |                     |                         |
|----------------------|---------------------|-------------------------|
| 7 Observation Lounge | 10 Bar              | 15 Club Lounge          |
| 8 Panorama Bistro    | 11 Guest Services   | 16 Galley               |
| 9 Panorama Lounge    | 12 Adventure Center | 17 Panorama Dining Room |
|                      | 13 Lobby            | 18 Fitness Center       |
|                      | 14 Elevator         |                         |

### CATEGORIES

- ROYAL SUITE Royal Deck | Royal Suites
- CAT. P Royal Deck | Panorama Suites
- CAT. A Sapphire Deck Forward | Panorama Suites
- CAT. B Sapphire Deck Aft | Panorama Suites
- CAT. D Indigo Deck Aft | Deluxe Staterooms
- CAT. E Indigo Deck Forward | Deluxe Staterooms